



Managed by Patel Kelvani Mandal-Junagadh

M.M. Ghodasara Mahila Arts & Commerce College

(Affiliated to Bhakta Kavi Narsinh Mehta University - Junagadh)

Opp.: Motibaugh JUNAGADH-362001 (Gujarat)

www.mmgcollegejnd.edu.in

NAAC Cycle 3





CONDUCTED BY PATEL KELAVANI MANDAL

M.M. Ghodasara Mahila Arts & Commerce College

📍 Opp. Motibaugh, Junagadh - 362 001. 📞 (0285) : 2670523, 📱 99099 70523




www.mmcollegejnd.edu.in,



mmg_college@yahoo.co.in

DECLARATION


This is to declare that the information,
reports, true copies and numerical data etc.
furnished in this file as supporting documents is
verified by IQAC and found correct


Co-Ordinator

I Q A C

M.M.G. Mahila Arts & Commerce College
Junagadh.




PRINCIPAL

M.M.G. MAHILA ARTS &
COM. COLLEGE, JUNAGADH

2.7.1
Student Satisfaction
Survey
(SSS Analysis Report)
2022-23

2.7.1 - Student Satisfaction Survey (SSS) (2022-23)

1. Methodology Adopted in collection

Mode of feedback collection:-

- Online made using Google form
- Target group:-UG Students of B.A., B.COM, B.CA.

2. Objective:-

- SSS was conducted among the students of the college for the preparation of NAAC AQAR (2022-23)

3. Survey Methodology:-

- Students satisfaction survey (SSS) was conducted among the students of B.A., B.COM, B.CA. department of the institution.
- The students were informed to submit the feedback form in Google link provided.
- The feedback questionnaire was prepared in accordance with NAAC guidelines.
- Students have rated the questions in 4-point scale.
- Response was collected from students during the year.
- The data were analyzed.
- The most of students were rated all criteria as good and agree .
- The head of the department informed to concentrate and discuss the students need, on the Students satisfaction survey (SSS) in the upcoming IQAC meeting and to modify the teaching method, projects, tours and visitors,co-curriculars activities for the next academic year

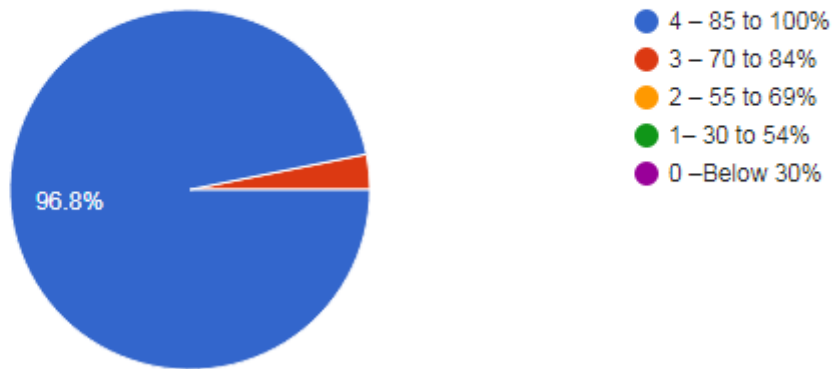
4.Detailed Analysis of the Survey:-

Sr.No	Area	Analysis
1	Completion of syllabus in the classroom	Around 96.8% of students said 85-100% of the syllabus for all the programs is getting completed in the classroom itself. The remaining 15.8% which is in disagreement to the statement is due to the impact of the pandemic which had slightly affected the classroom teaching.
2	Preparation status of the teachers	The quality of teaching depends on the preparation status of the teachers. 88.8% of the students thoroughly have expressed satisfaction regarding the preparation status of the faculty
3	Communication ability of the teachers	Teachers should interact with students in an effective manner. This is very essential for overall development of the student and also for addressing grievances at proper time. 88.8%of the students always effective responded that the teachers are always effective in communication
4	Teachers' approach to teaching	84.5% of the students expressed excellent that their teachers are dedicated and are committed to executing their duties.
5	Fairness of internal evaluation	Since internal evaluation is an important part of curricular system, it is necessary to get the opinion of students regarding the fairness of internal evaluation. More than 78.9%of the students are of the opinion that the internal assessment mechanisms are always fair ,19.2% students are of the opinion that the internal assessment mechanisms are usually fair .
6	Follow-up of assignments	Assignments are essential in enhancing the knowledge of students in the subject. More than 76.7% of the students said that teachers every time discuss and provide tips to improve the performance,21.1% of the students said that teachers usually discuss and provide tips to improve the performance.
7	Provision for internship, student exchange, field visit etc.	Exposing the students to different source of knowledge and learning experience is important in improving the potential of the student. Around 76.5%of the students responded that they are getting such opportunities regularly, 20.4% of the students responded that they are getting such opportunities often.

8	Effectiveness of teaching and mentoring process	We have a maintained mentoring process. 71.8% of the students are of the opinion that the students are going through a significantly maintained teaching and mentoring process, 25.2% of the students are of the opinion that the students are going through a very well maintained teaching and mentoring process.
9	Provision of multiple opportunities to learn and grow	71.8% of students strongly agree expressed that the college is providing multiple opportunities for their overall development, 25% of students agree expressed that the college is providing multiple opportunities for their overall development.
10	Communication regarding expected competencies, course outcomes and program outcomes	70.6% of the students have said that proper communication is given every time regarding expected competencies, course outcomes and programmed outcomes at the time of commencement of the course itself, 27.9% of the students have said that proper communication is given usually regarding expected competencies, course outcomes and programmed outcomes at the time of commencement of the course itself,
11	Follow-up Process in Mentoring	Mentoring is necessary to understand the social and emotional challenges of the student, 69.2% of the students remarked that the mentor follows up with the mentee every time, 28.2% of the students remarked that the mentor follows up with the mentee usually.
12	Use of illustrations, examples, and application-oriented teaching.	The method of teaching concepts through examples and application helps in better understanding of the subject. 68.9% of the students are of the opinion that such method of teaching every time there in the campus, 27.9% of the students are of the opinion that such method of teaching usually there in the campus.
13	Identification of the Strengths and Provision of Right Level of Challenges	69.9% of the students fully agreed that teachers encourage them to develop their strengths and that they are provided with right challenges to enhance the potential of the student, 26% of the students reasonably agreed that teachers encourage them to develop their strengths and that they are provided with right challenges to enhance the potential of the student.
14	Identification of Weakness and helping to overcome it	68.4% of the students agreed that teachers every time help and support them in times of crisis, 28.6% of the students agreed that teachers usually help and support them in times of crisis.
15	Engaging students in quality improvement of the teaching learning process	About 67.5% of the students strongly agree registered positive response towards the institution's efforts to engage students in the quality review and monitoring process of the activities of the college, 28.6% of the students agree registered positive response towards the institution's efforts to engage students in the quality review and monitoring process of the activities of the College.
16	Details of student centric methods	The initiation of student centric methods such as experiential learning, participative learning and problem solving methodologies for enhancing learning experiences was appreciated by 71.4% of the students to a great extent, 24.8% of the students moderate.
17	Encouragement to participate in extracurricular activities	Around 70.9% of the students strongly agree responded that teachers encourage them to participate in extracurricular activities, 24.5% of the students agree responded that teachers encourage them to participate in extracurricular activities.
18	Inculcation of life skills, soft skills and employability skills.	Around 74% of the students to a great extent remarked that efforts are made by the institute to inculcate soft skills, life skills and employability skills to make them ready for the external world of work, 22.1% of the students moderate remarked that efforts are made by the institute to inculcate soft skills, life skills and employability skills to make them ready for the external world of work.
19	Use of ICT tools	Only 76% of the students above 90% responded that more than seventy percent of the teachers are utilizing various ICT tools in the class rooms, 21.4% of the students 70 – 89% responded that more than seventy percent of the teachers are utilizing various ICT tools in the class rooms.
20	Overall quality of the teaching learning process	Around 79.4% of the students strongly agree observed that the teaching learning process in the campus is good, 15.5% of the students agree observed that the teaching learning process in the campus is good

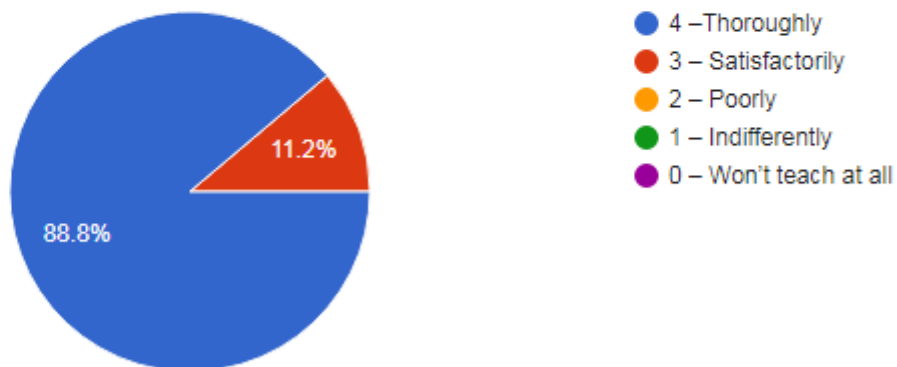
1. How much of the syllabus was covered in the class?

412 responses



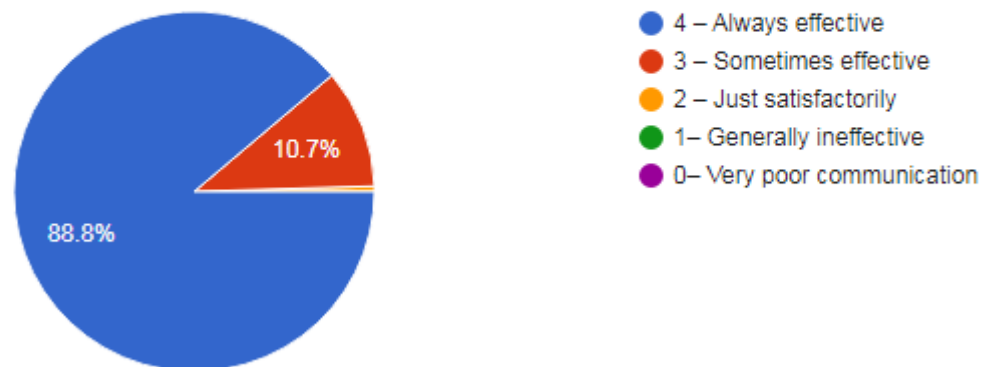
2. How well did the teachers prepare for the classes?

412 responses



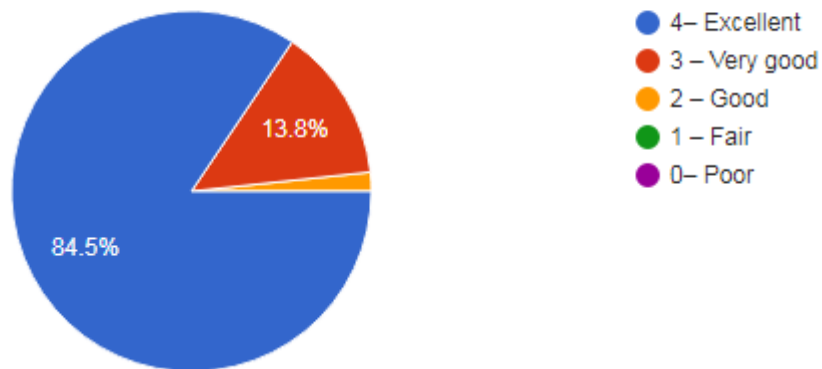
3. How well were the teachers able to communicate?

412 responses



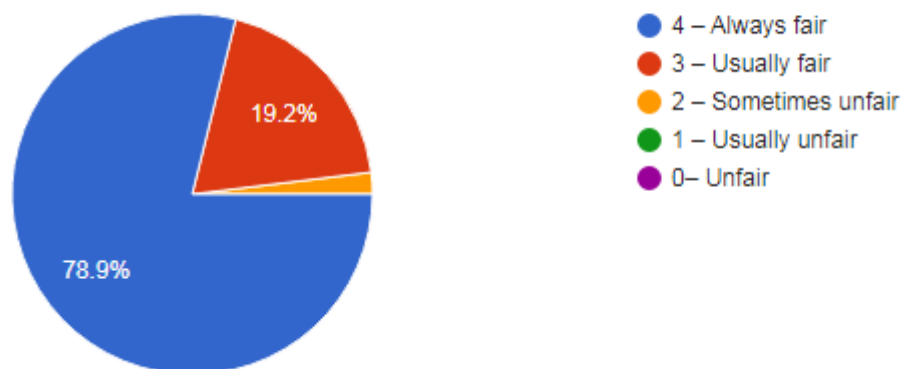
4. The teacher's approach to teaching can best be described as

412 responses



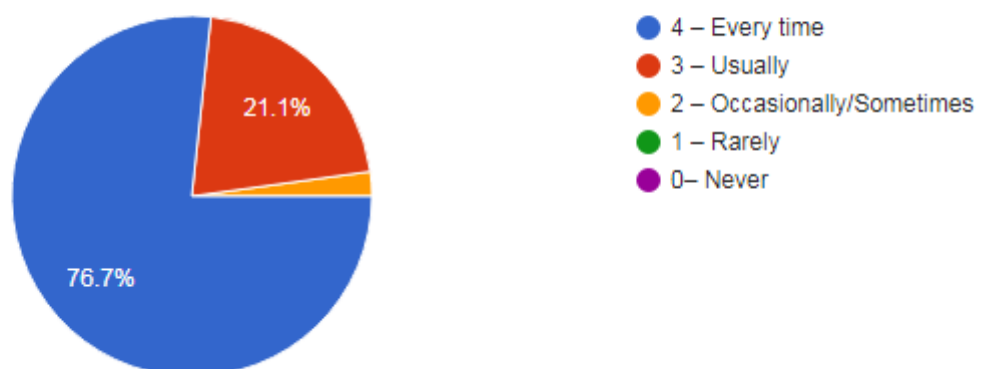
5. Fairness of the internal evaluation process by the teachers.

412 responses



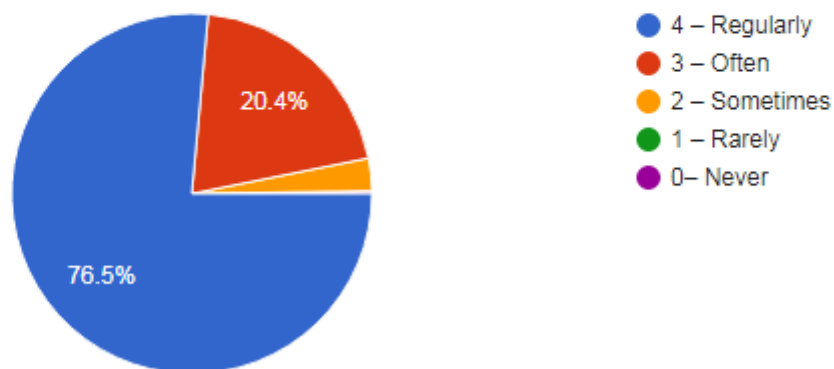
6. Was your performance in assignments discussed with you?

412 responses



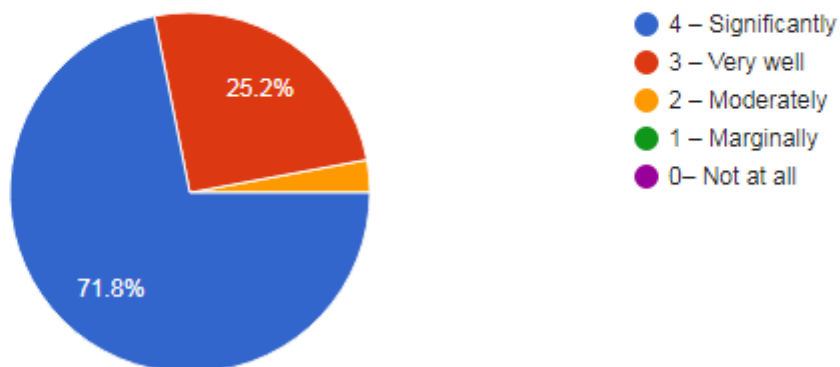
7. The institute takes active interest in promoting internship, student exchange, field visit opportunities for students.

412 responses



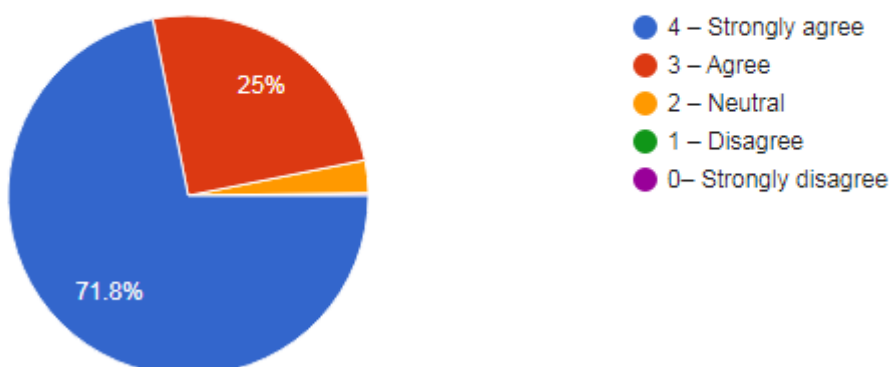
8. The teaching and mentoring process in your institution facilitates you in cognitive, social and emotional growth

412 responses



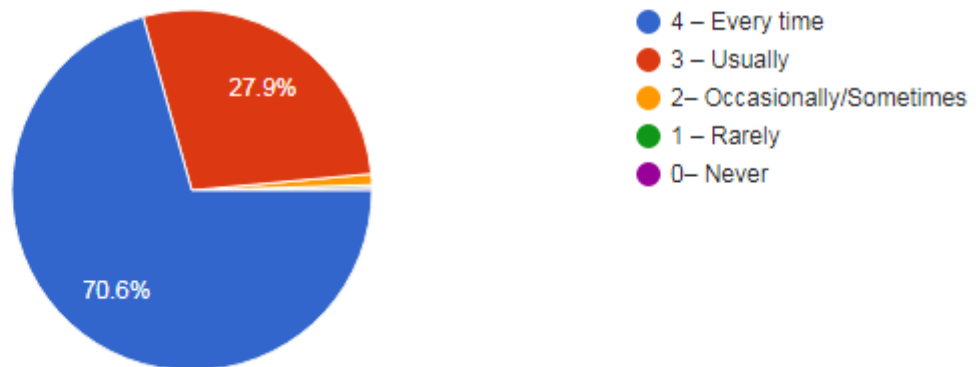
9. The institution provides multiple opportunities to learn and grow.

412 responses



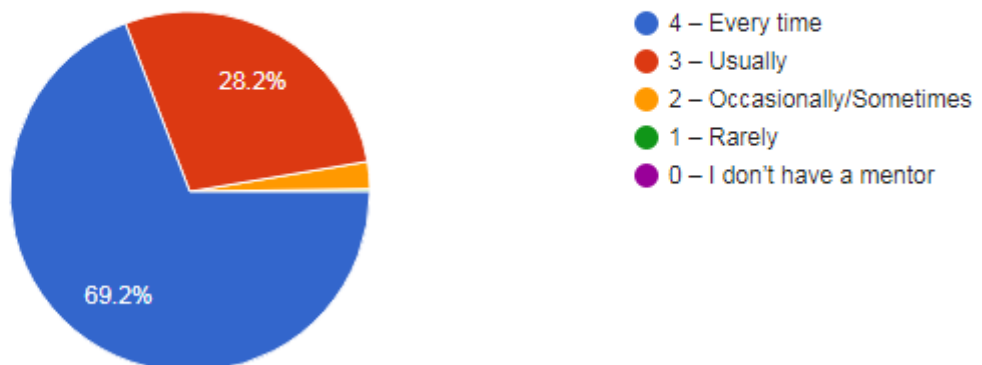
10. Teachers inform you about your expected competencies, course outcomes and programme outcomes.

412 responses



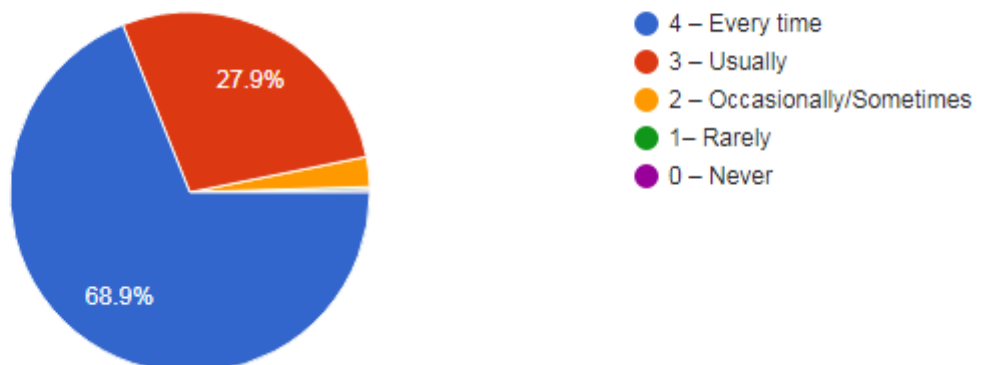
11. Your mentor does a necessary follow-up with an assigned task to you

412 responses



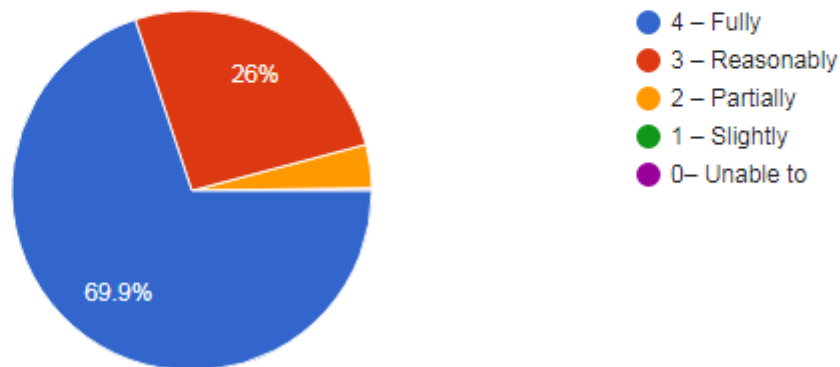
12. The teachers illustrate the concepts through examples and applications.

412 responses



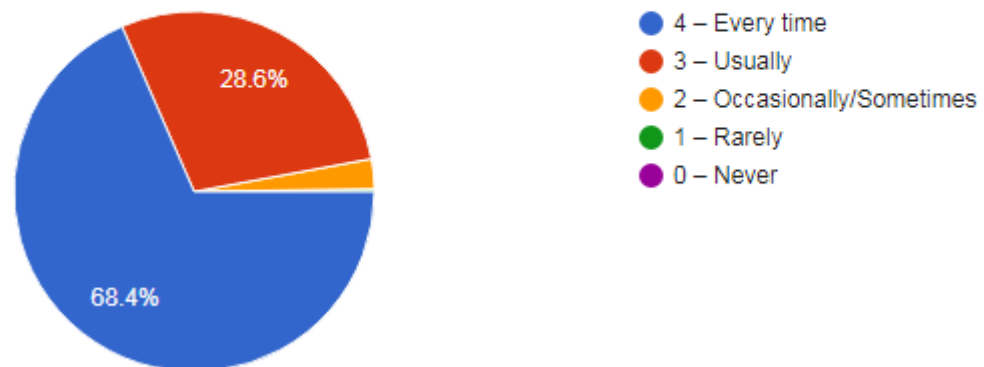
13. The teachers identify your strengths and encourage you with providing right level of challenges.

412 responses



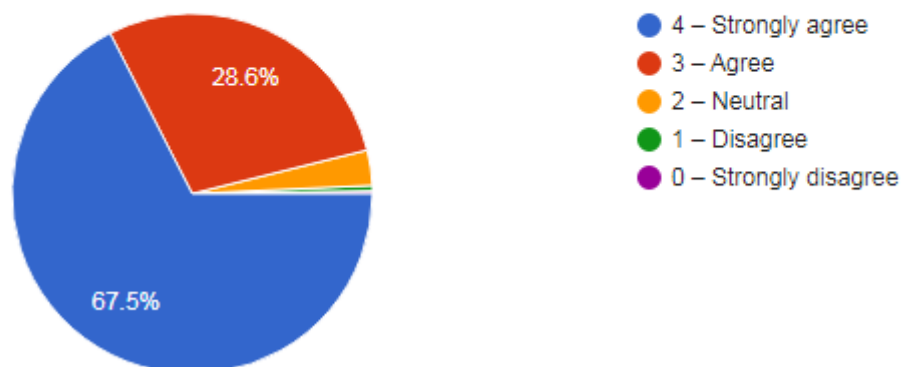
14. Teachers are able to identify your weaknesses and help you to overcome them.

412 responses



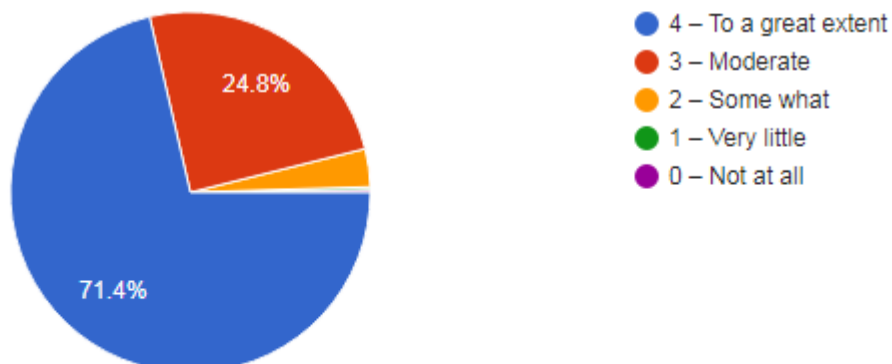
15. The institution makes effort to engage students in the monitoring, review and continuous quality improvement of the teaching learning process.

412 responses



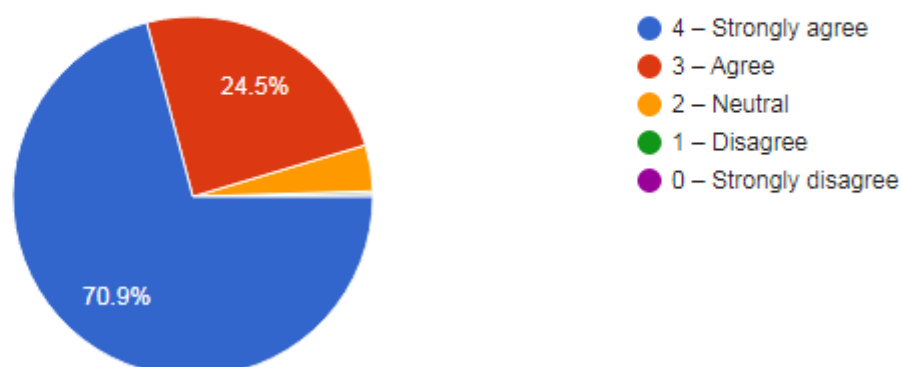
16. The institute/ teachers use student centric methods, such as experiential learning, participative learning and problem solving methodologies for enhancing learning experiences.

412 responses



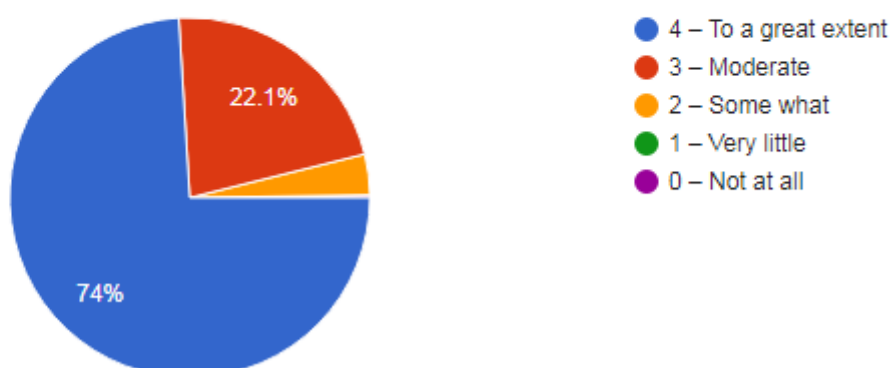
17. Teachers encourage you to participate in extracurricular activities.

412 responses



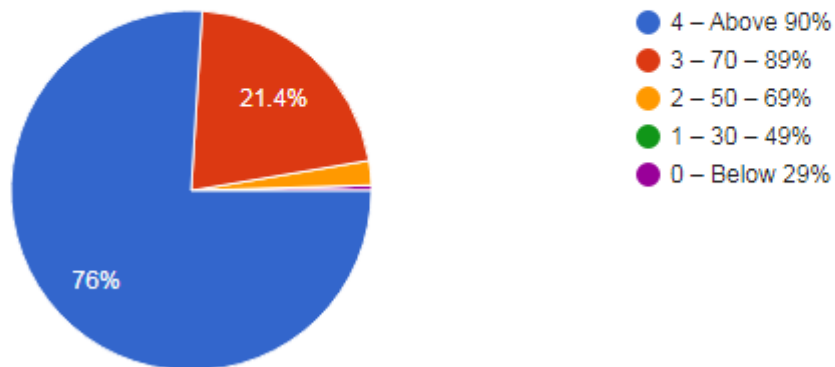
18. Efforts are made by the institute/ teachers to inculcate soft skills, life skills and employability skills to make you ready for the world of work.

412 responses



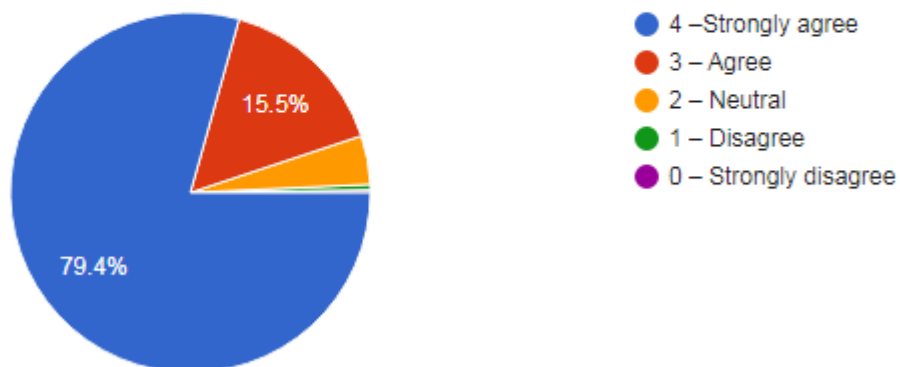
19. What percentage of teachers use ICT tools such as LCD projector, Multimedia, etc. while teaching.

412 responses



20. The overall quality of teaching-learning process in your institute is very good.

412 responses



CONCLUSION

SSS provides insight into the college's strengths and the areas that need to be prioritized for improving the academic system. The survey evaluates the teaching and learning processes, communication efficacy, availability of learning resources, mentoring process already in place on campus, and the methods used for assessment. The students are expressing satisfaction with the educational strategies and techniques used by the teachers. They are expressing contentment with the fairness of the evaluation processes as well. However, the study advises that we concentrate on issues like mentoring, ICT-enabled instruction, and the need for learning resources. The survey report recommends that the College Council and related bodies take appropriate steps to address the students' grievances.




PRINCIPAL
M.M.G. MAHILA ARTS & COM. COLLEGE
JUNAGADH.